

WORD WORK

THREE LETTER BLENDS PACK

Three sample worksheets from the pack:

- Worksheet 1: scroll**
 - Trace: scroll
 - Color: scroll (with scroll icon)
 - Part 1: scroll (bead chain)
- Worksheet 2: three**
 - Trace: three
 - Color: three (with hand icon)
 - Part 1: three (bead chain)
- Worksheet 3: Word Practice**
 - Directions: Use the spinner to get a word. Find the word color the picture, and write the word.
 - Spinner words: sprain, spin again, scrape, shred, splurge, squeeze, strawberry, spin again.
 - Handwritten words: scrape, splurge, shred, strawberry.
- Worksheet 4: Word Bank**
 - Illustrations: thrasher, squaw, spruce, strum, shrimp, shi.
 - Word bank: thrash, squaw, spr, strum, shrimp, shi.

Features:

Dot Art



Two worksheets for dot art. The first is for the word "scroll" and the second is for the word "three". Each worksheet has three parts: a tracing section with dotted letters, a cut-out section with letters in circles, and a dot art section with blue dots forming the letters.

A worksheet for a cut-and-paste activity. It features two columns of boxes. The left column contains illustrations of a person thrashing, a person strumming a guitar, a bowl of squaw, and a hand holding a shrimp. The right column contains illustrations of a shrimp, a pagoda, a hand holding a straw, and a hand holding a shrimp. Below the boxes is a word bank with the following words: thrash, squaw, spr, strum, shrimp, shi.

A "Word Practice" worksheet. It features a central wheel with words: sprain, spin again, shred, scrape, strawberry, splurge, squeeze, spin again. To the right of the wheel are four rows of handwriting practice lines. Each row has a small illustration and a word to be written: a person scraping, a person splurging, a person shredding, and a strawberry. The words "scrape", "splurge", "shred", and "strawberry" are already written on the lines.



Cut and Paste



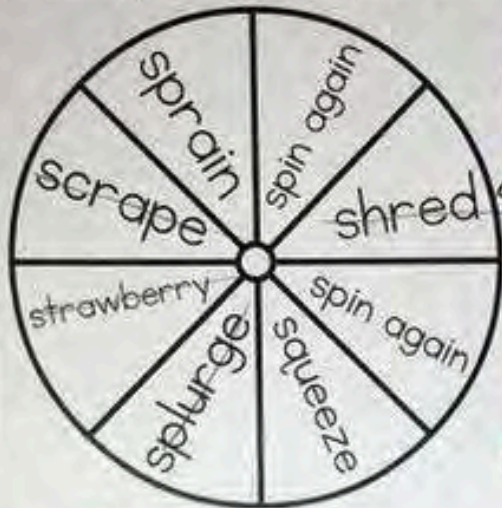
Spin and Write
Word Practice

SPIN AND WRITE WORD PRACTICE

Name Beth

Word Practice

Directions: Use the spinner to get a word. Find the word, color the picture, and write the word neatly.



scrape



splurge



shred









strawberry









CUT AND PASTE

Name _____

	
<input type="text"/>	<input type="text"/>
	
<input type="text"/>	<input type="text"/>
	
<input type="text"/>	<input type="text"/>

fry pre
crumb br

Name Mary

	
<input type="text" value="flame"/>	<input type="text" value="plane"/>
	
<input type="text" value="glad"/>	<input type="text" value="blanket"/>
	
<input type="text" value="claw"/>	<input type="text" value="sleeve"/>

DOT ART

Name: Emily

Trace it.

three

Color it.

three

Dot it.

T H R E E

Paint it.

three



This worksheet is divided into three horizontal sections. The top section is for tracing and coloring, with the word 'three' in dotted lines and a green-colored version. The middle section is for dot art, with the word 'THREE' in yellow circles. The bottom section is for painting, with the word 'three' formed by blue dots. A drawing of a hand with three fingers up is also present.

Graphics and Fonts



Thank you for downloading my content!
Find more great ideas at:

www.educationtothecore.com